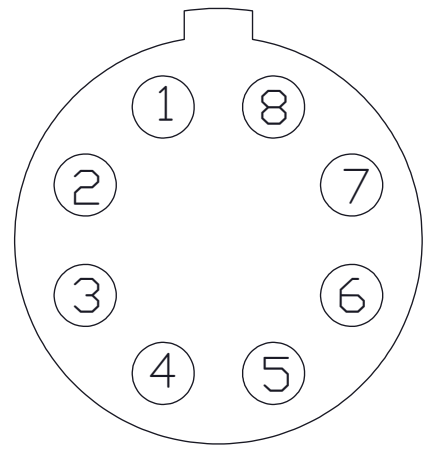



Connector 2/3
Top View
Looking down on the connector

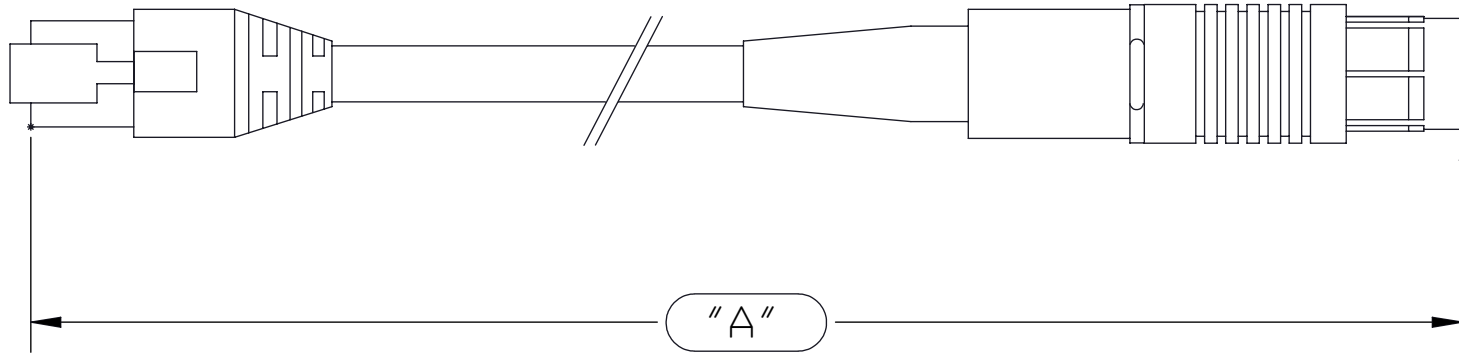


VIEW FROM SOLDER SIDE

[CONNECTOR 1 AND
CONNECTOR 2 (-006)]

CONNECTOR 2/3/6

CONNECTOR 1



WIRING SPECIFICATION

CONNECTOR CONTACT NUMBER	WIRE COLOR (WHITE WIRE MAY HAVE STRIPE)	AMP CONNECTOR (MODULAR) CONTACT NUMBER	PAIR NUMBER
1	ORANGE	1	2+
2	WHITE WIRE TWISTED W/ORG. WIRE	2	2-
3	RED	3	3+
4	WHITE WIRE TWISTED W/BLK. WIRE	4	1-
5	BLACK	5	1+
6	WHITE WIRE TWISTED W/RED WIRE	6	3-
7	BROWN	7	4+
8	WHITE WIRE TWISTED W/BRN. WIRE	8	4-

TAB	DIM "A"
-005	49.2' ± 3"
-006	20.0' ± 3"
-007	59.0' ± 3"
-008	98.4' ± 3"
-009	12.0' ± 3"

NOTES:

1. CABLE TO BE USED: CUSTOM CABLE MADE BY NATIONAL WIRE & CABLE, SIMILAIR TO P/N NRQP-426J, QUABBIN 5919, OR EQUIVALENT, MINIATURE SIGNAL AND CONTROL CABLE, 4 TWISTED PAIRS, 26 AWG, JACKET DIA. .232" NOM., WIRE DIA., .039" NOM., CAP. 20±10% pF/ft., IMPEDANCE 100 OHMS, ATTEN. 8.2 dB/1000 ft. @ 1 MHZ, JACKET COLOR BLACK OR GRAY. WHITE WIRE OF EACH TWISTED PAIR MAY HAVE STRIPE SAME COLOR AS OTHER PAIRED WIRE

2. CONNECTOR 1: FISCHER PART NUMBERS S104 A066-132+ (LOCKING PLUG) AND E3 104.2/6.7 + B (CABLE CLAMP). [REF: RESULTING CONNECTOR SEALED TO IP68 (DUST TIGHT AND CONTINUOUS IMMERSION)].

3. CONNECTOR 2 (EXCEPT -006): BEL STEWART BRAND P/N SS-37000-007 WITH 450-034 BOOT, NOT KEYED, 15 lb. CABLE TO PLUG TENSILE STRENGTH, DIELECTRIC WITHSTANDING VOLTAGE 1000 VAC, INSULATION RESISTANCE 500 MEGOHMS, DURABILITY 1000 MATING CYCLES, CONTACTS: .012" PHOSPHOR BRONZE WITH 50 MICRONS GOLD ON CONTACT AREA OVER 100 MICRONS OF NICKEL.

4. TEST ALL (100%) OF THE CABLE ASSEMBLIES FOR PROPER WIRING. CONFIRM BY ELECTRICAL CONTINUITY TEST THAT THE WIRING SPECIFICATION HAS BEEN FOLLOWED. CHECK THAT PAIRING IS ALSO CORRECT.

5. EACH LOT RECEIVED SHALL CONTAIN A CERTIFICATION OF 100% ELECTRICAL TEST.

6. (-006) CONNECTOR 2: FISCHER KE 104A066-132+ AND E3104.2/6.7+C

7. ALL PARTS AND PROCESSES TO BE RoHS COMPLIANT

8. A CERTIFICATE OF CONFORMANCE MUST ACCOMPANY EACH SHIPMENT WHICH INCLUDES AT A MINIMUM: A STATEMENT CERTIFYING PARTS MEET ALL PRINT AND PURCHASE ORDER REQUIREMENTS, MANUFACTURER'S NAME AND ADDRESS, DSI PO NUMBER, PART NUMBER, REVISION, AND DESCRIPTION, DATE OF MANUFACTURE, QUANTITY AND DATE SHIPPED, COMPANY REPRESENTATIVE SIGNATURE, TITLE, AND DATE.

Date	Rev.	Description of Change	DCO NO.
3/2020	64	ADDED NOTE 8 C OF C	20-0208
9/19	62	ADDED GRAY AS AN OPTION FOR JACKET COLOR. added optional cables: quabbin 5919, or equiv.	19-0864
2/15	61	CHANGED TO CONNECTOR WITH BOOT	15-0148
4/12	60	CHANGED RJ-45 CONN FROM SENTINEL (W/O WINGS) TO STEWART (W/WINGS)	12-0307
11/11	59	OBSOLETED NON ROHS TAB NUMBERS -001, -002, -003, -004, -012	11-0889
6/11	58	ADDED TABS -005 THRU -009; ADDED NOTE 7; CHANGED NOTE 1 NAT'L WIRE&CABLE P/N TO NRQP-426J (RoHS COMPLIANT)	11-0480

Material	CAD File:
Finish	IP No.

DSI™ THIS DOCUMENT CONTAINS CONFIDENTIAL INFORMATION AND OTHER SUBJECT MATTER IN WHICH DATA SCIENCES INTERNATIONAL HAS PROPRIETARY RIGHTS. THIS DOCUMENT DOES NOT GRANT, LICENSE, TRANSFER OR OTHERWISE CONFER ANY RIGHT THEREIN, ABSENT WRITTEN CONSENT FROM DATA SCIENCES INTERNATIONAL.

Drawing No.	Rev.	Title	Page 1
274-0022	64	CABLE EXTERNAL FISCHER RMC SERIES RECEIVER	of 1